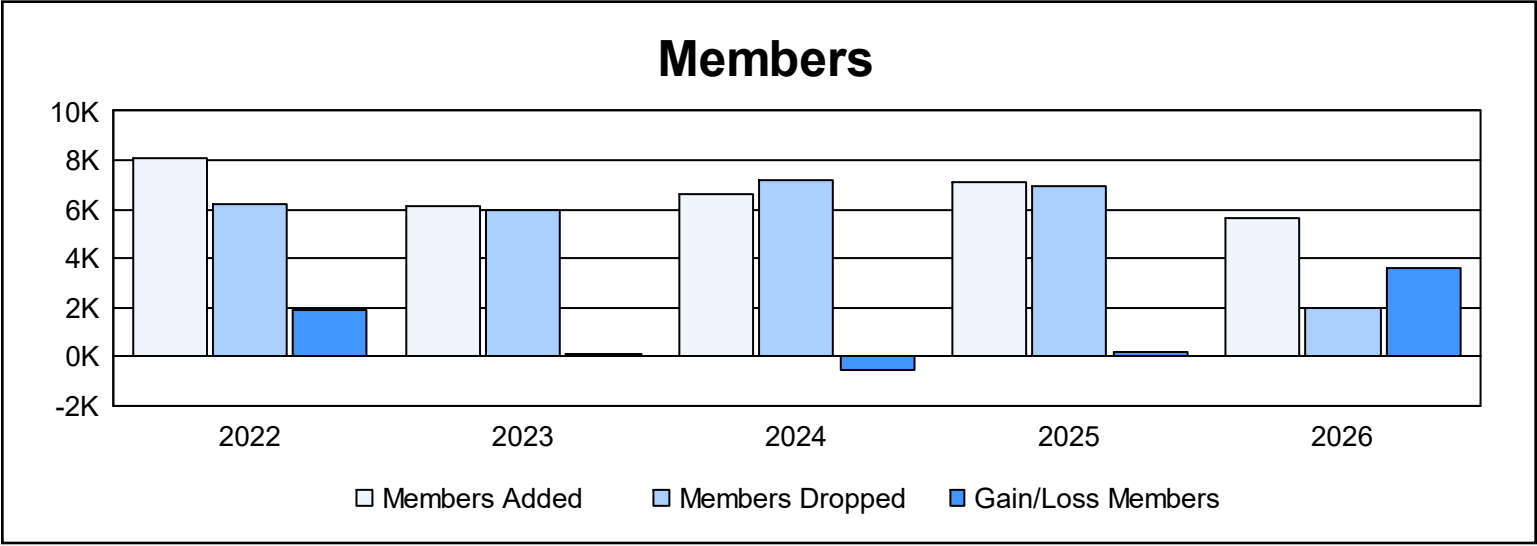
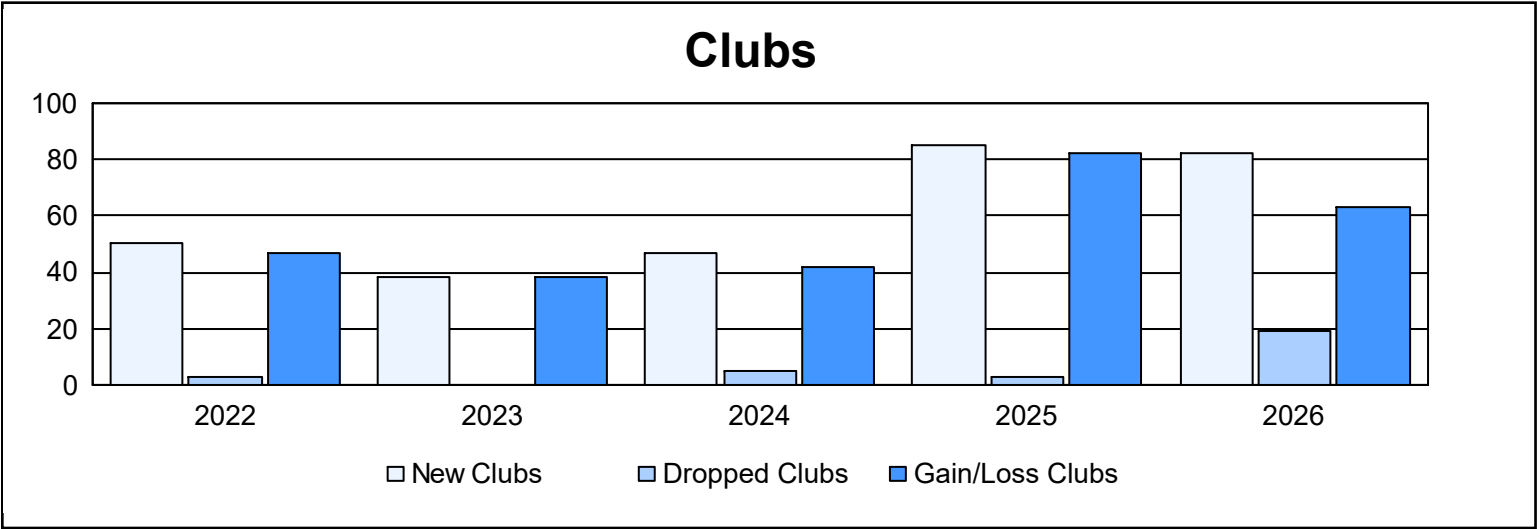
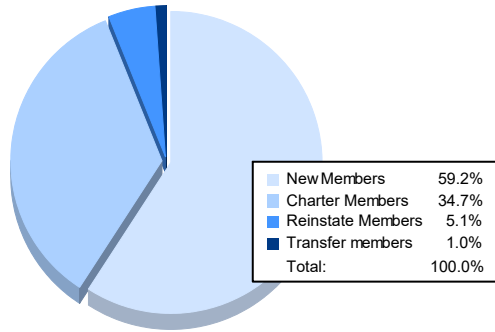


Year	New Clubs	Dropped Clubs	Gain/ Loss Clubs	New Members	Charter Members	Reinstate Members	Transfer Members	Total Member Added	Total Members Dropped	Gain/ Loss Members
2021-2022	50	3	47	5,002	1,679	1,304	115	8,100	6,203	1,897
2022-2023	38	0	38	3,870	1,178	844	205	6,097	5,991	106
2023-2024	47	5	42	3,687	1,465	1,274	187	6,613	7,187	-574
2024-2025	85	3	82	3,910	2,069	882	217	7,078	6,928	150
2025-2026	82	19	63	3,333	1,952	289	56	5,630	1,992	3,638
Average	60	6	54	3,960	1,669	919	156	6,704	5,660	1,043



Membership Composition

December 2025 Cumulative



Gender Composition

December 2025 Cumulative

